

Dear Parents,

We would like to inform you about the payment of school fee using our school application. Please log in to the school application to view the details of the fees for the academic session 2024-2025.

Download our app now using the link below:

App Link: <https://play.google.com/store/apps/details?id=com.stjoseph.kanpur>

If you have any questions or concerns regarding the fees or the payment process, feel free to reach out to the school or text a query WhatsApp 7860404005.

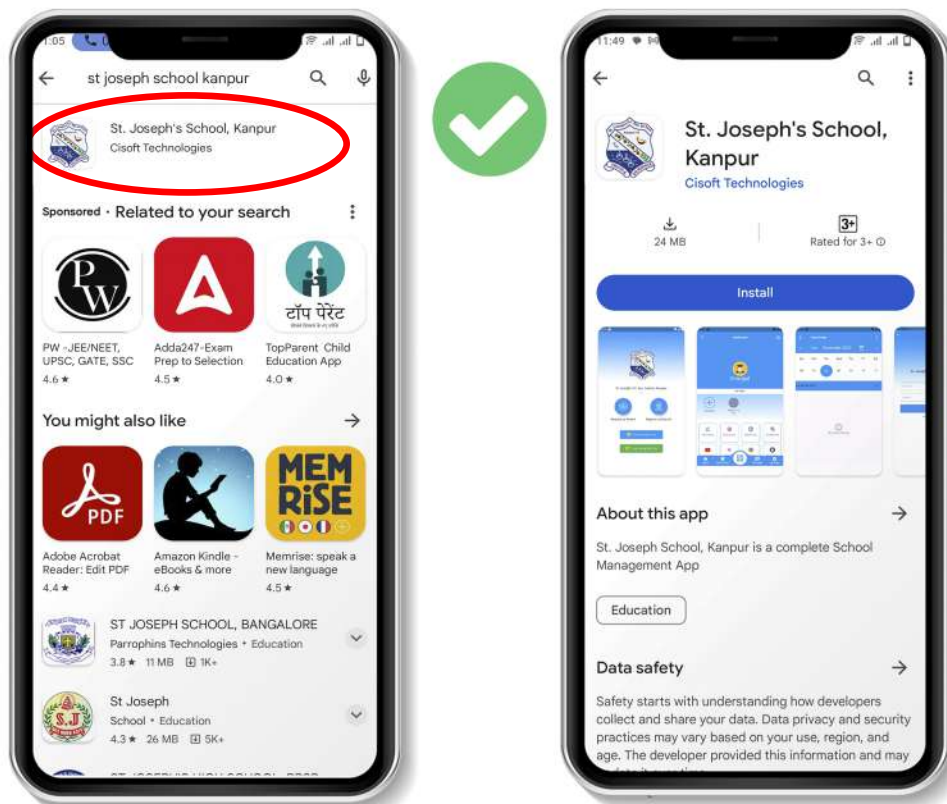
Best regards,

Principal

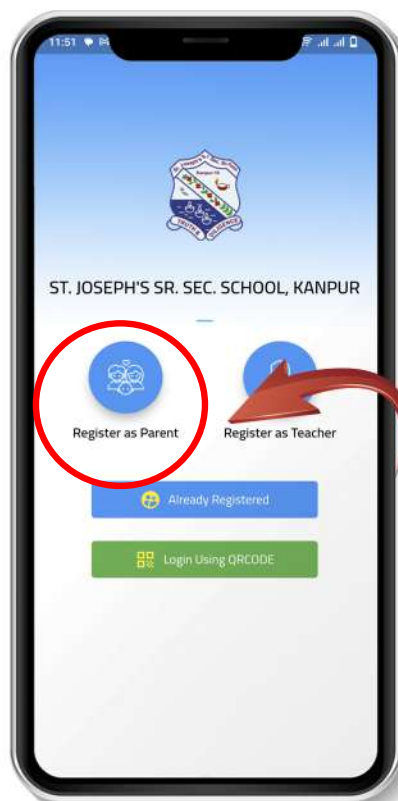
St. Joseph's Sr. Sec. School, Kanpur

# Step By Step Procedure To Install St.Joseph's School KanpurApp

**Step 1: Search on play store as 'St.Joseph's School Kanpur' and install the application**




**Step 2: Then Click on 'Register as Parent' Option.**



**Click on "Register as Parent"**

**Step 3: Click on “Register as parent” and Enter the Admission No. and Date of Birth.**



11:51

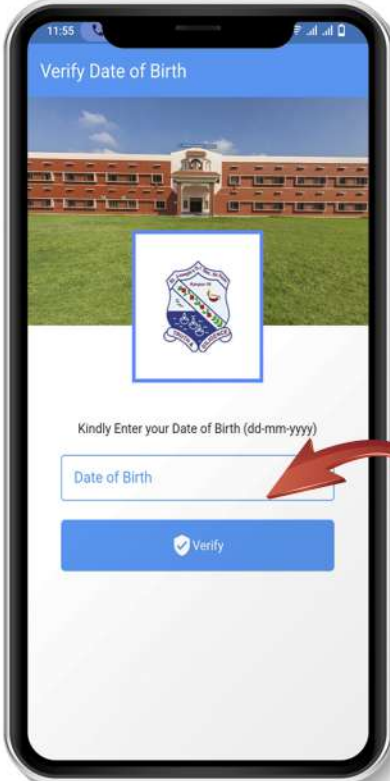
← Enter Admission No

ST. JOSEPH'S SR. SEC. SCHOOL, KANPUR

Enter Admission No

Submit

**Enter Admission No. Here**



11:55

Verify Date of Birth

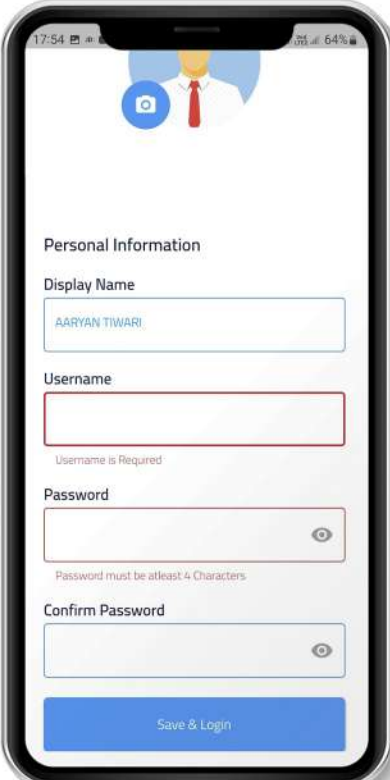
Kindly Enter your Date of Birth (dd-mm-yyyy)

Date of Birth

Verify

**Enter Date of Birth Here**

**Step 4: Create Username and Password and click Save & Login option**



17:54

Personal Information

Display Name

AARYAN TIWARI

Username

Username is Required

Password

Password must be atleast 4 Characters

Confirm Password

Save & Login



11:22

Dashboard

ST. JOSEPH'S SR. SEC. SCHOOL, KANPUR

What's New

Categories

Latest News

Latest Events

School Calendar

Notification

Dashboard

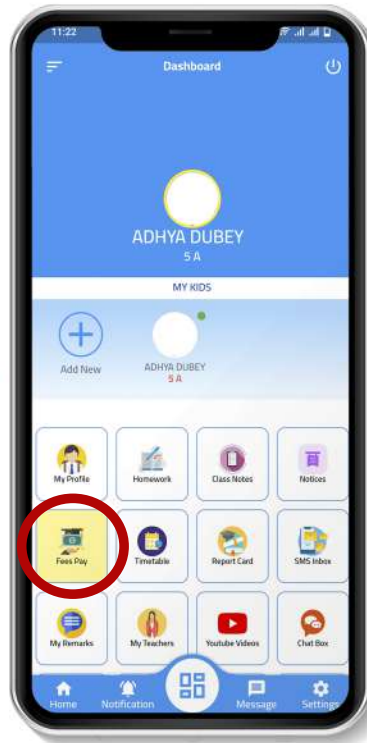
Message

Settings

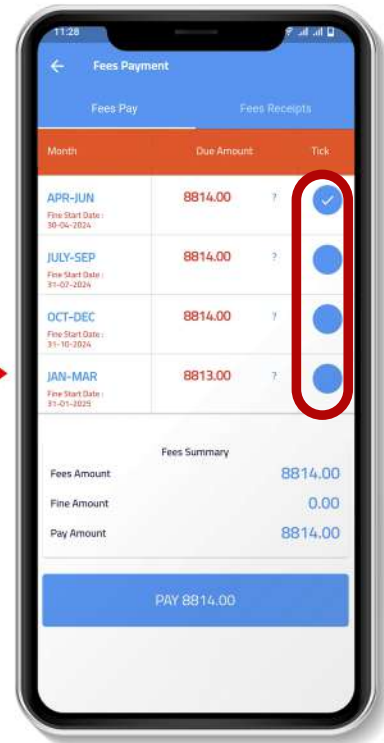
Following are the steps for making fees payment through our school application.



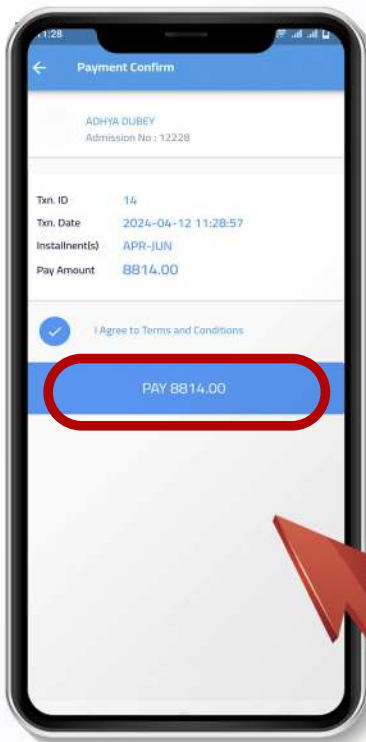
**Step 1:**  
**Click on 'Dashboard'**



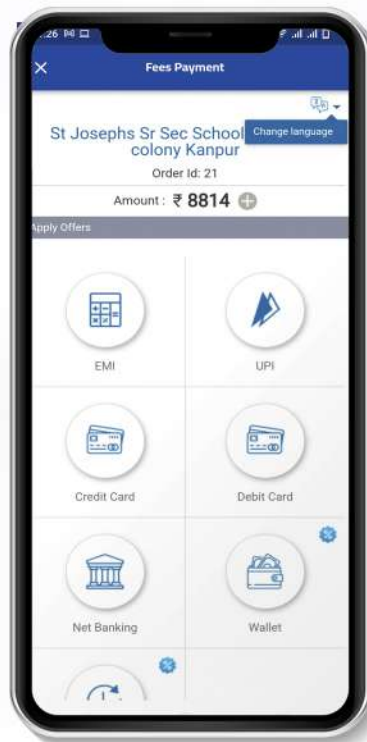
**Step 2:**  
**Click on 'Fees Pay' Option**



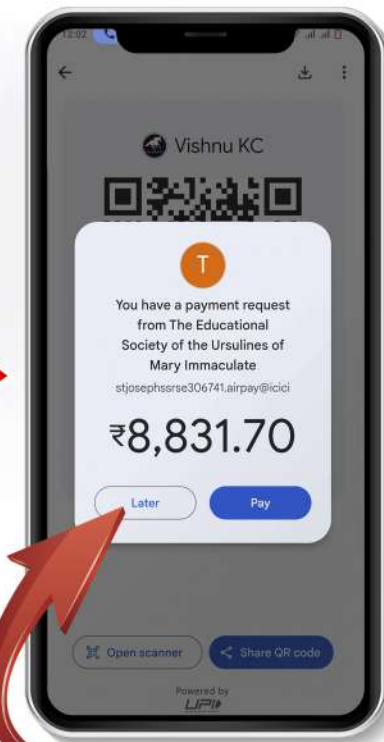
**Step 3:**  
**Select Installments and Click 'Pay' Button**



**Step 4:**  
**Verify Amount and Installments and Click on 'Pay' Button**



**Step 5:**  
**Choose Any Payment Option**



**Step 6:**  
**Enter UPI ID and 'Make Payment'**